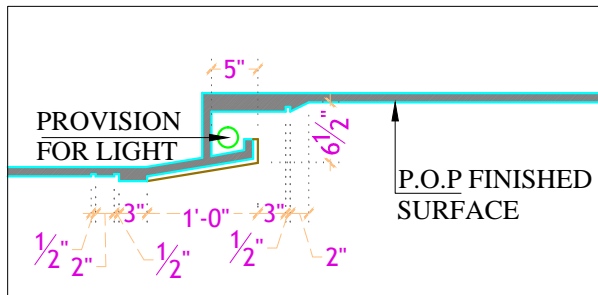


NOTES:

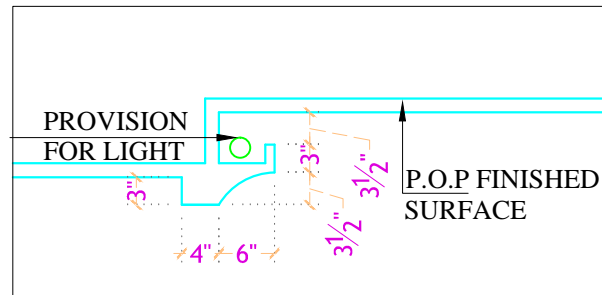
THIS DRAWING IS THE COPYRIGHT OF THE ARCHITECTS. IT WOULD NOT BE USED FOR ANY OTHER PURPOSE OTHER THAN IT IS ISSUED FOR. DUPLICATION IN ANY FORM WILL BE CONTEMPT OF COPYRIGHT ACT.

DOOR'S & WINDOW'S OPENING SCHEDULE

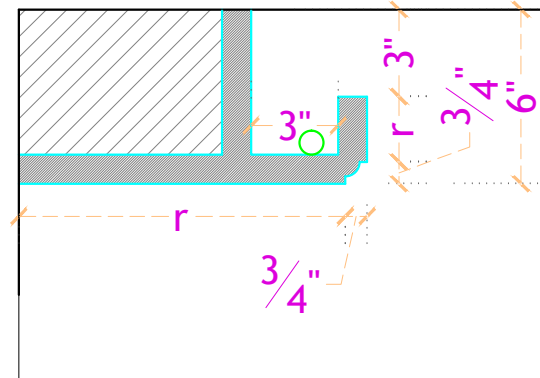
S.NO.	TYPE	WIDTH	HEIGHT	SILL LV.	INTEL LV.	REMARKS	NOS.
A. DOOR							
1.	D1	2700	2450	-	2475	STAIR ENTRY	01
2.	D2	2580	2450	-	2475	FOYER ENTRY	01
3.	D3	2220	2450	-	2475	STORE	01
4.	D4	1200	2450	-	2475	LIFT LOBBY	02
5.	D5	1050	2450	-	2475	ROOMS	22
6.	D6	825	2450	-	2475	TOILET	21
7.	D7						
8.	D8						
B. WINDOW							
1.	W1	3000	2450	-	2475	ROOMS	03
2.	W2	2850	2450	-	2475	ROOMS	06
3.	W3	1670	2450	-	2475	ROOMS	02
4.	W4	970	2450	-	2475	ROOMS	02
5.							
6.							
C. DOOR-WINDOW							
1.	DW1	2120	2450	-	2475	TOILETS, STORE	02
2.	DW2	1940	2450	-	2475	KITCHEN, C. TOILET	02
3.	DW3	1640	2450	-	2475	TOILET	06
4.							
D. VENTILATOR							
1.	V1	1200	600	2150	2750	TOILETS, STORE	08
2.	V2	975	600	2150	2750	KITCHEN, C. TOILET	10
3.	V3	800	600	2150	2750	TOILET	02
4.	V4	570	600	2150	2750	TOILET	01



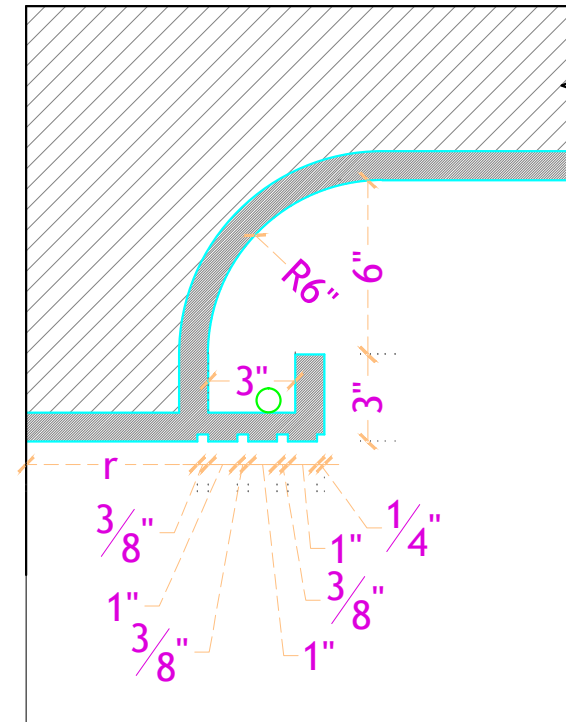
DETAIL-1



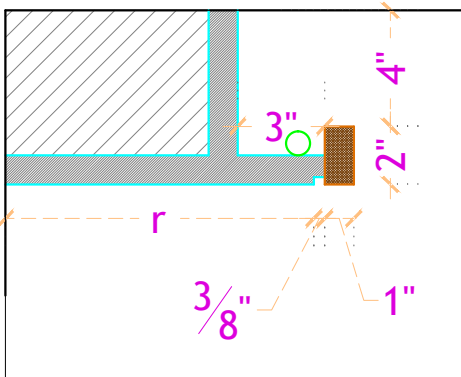
DETAIL-2



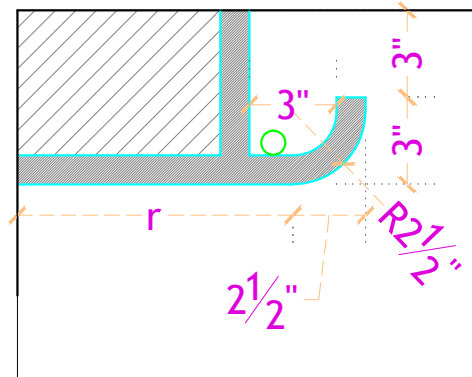
DETAIL-3



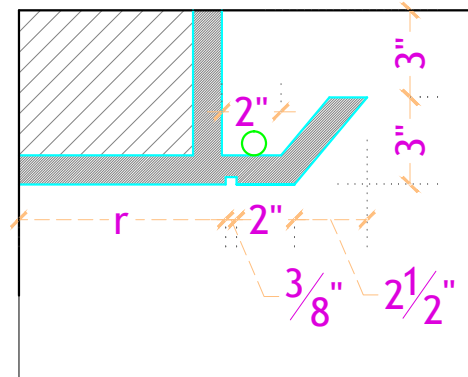
DETAIL-7



DETAIL-4



DETAIL-5



DETAIL-6

DATE	DESCRIPTION

REVISIONS

PROJECT TITLE:
PROPOSED RESIDENCE AT PLOT NO....., JAIPUR,

CLIENT:
R.A.S. OFFICER'S ASSOCIATION

ARCHITECT:
ADS
ARCHITECTURAL DESIGN & SERVICES
E-6B, HANUMAN PATH, NEW SANGANER
ROAD, SODALA, JAIPUR (RAJ.)
Ph.: 0141-4013343, 4043343
e-mail: adsdesign07@yahoo.co.in

DRG. TITLE :
**FURNITURE LAYOUT
FOURTH FLOOR**

CHKD BY :
LOKESH JOSHI

DRN BY :
G.S. CHAUHAN

FILE NAME :

SCALE :
N T S

DRG. No.
NORTH

DATE :
SHEET NO.

ARCHITECTS:
"STHAPATYA"
Ar. Ritu Khandelwal
ARCHITECTURE INTERIORS LANDSCAPING
A-58, SHANTI PATH, TILAK NAGAR, JAIPUR-302004.
PH # 0141-2624252, FAX # 0141-2620185
E-MAIL: sthapatya_architects@yahoo.co.in

PROJECT TITLE:-
**PROPOSED R.A.S CLUB ,
JAIPUR**

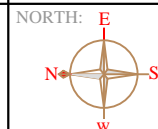
DRAWING TITLE:-
**FALSE CEILING EDGE
DETAIL**

DRAWING PATH:-

DEALT BY:-
NARESH KUMAR
ASIWAL

DATE:-
20-07-2018

SCALE:
N.T.S



S.NO. DATE: REVISIONS:

S.NO.	DATE	REVISIONS
1.		
2.		
3.		
4.		
5.		
6.		
7.		
8.		

GENERAL NOTES

1. ALL DIMENSION ON THIS DRAWING ARE IN FEET AND INCHES.
2. ONLY WRITTEN DIMENSIONS ARE TO BE FOLLOWED. DRAWING SHOULD NOT BE
3. SCALED UNDER ANY CIRCUMSTANCES.
4. ALL MEASUREMENTS MUST BE CHECKED AND VERIFIED BY THE CONTRACTORS
5. PRIOR TO EXECUTION OF THE WORK AT SITE.
6. THIS DRAWING IS TO BE READ IN CONJUNCTION WITH ALL RELEVANT STRUCTURAL,
7. SERVICES & FACILITY PLANNING DRAWINGS.
8. ARCHITECTURAL DRAWINGS ARE TO BE FOLLOWED FOR THE LOCATION OF ALL
STRUCTURAL MEMBERS & MASONRY WALLS.
9. ANY DISCREPANCIES BETWEEN ARCHITECTURAL, STRUCTURAL AND SERVICES
DRAWINGS MUST BE BROUGHT TO THE NOTICE OF THE ARCHITECT IMMEDIATELY &
10. PRIOR TO EXECUTION AT SITE.
11. CO-ORDINATION WITH SERVICES SUCH AS HVAC, PLUMBING & ELECTRICAL, ETC. IS
12. THE RESPONSIBILITY OF THE CONTRACTORS.
13. FOR DETAILS, REFER RELEVANT LARGE SCALE DETAIL DRGS. AS INDICATED.